




OR Quick Setup Guide with Single-Use Handpiece

Console Overview



1 ATTACH HANDPIECE TO CONSOLE

- From sterile field, pass off connector end of Handpiece
- Align arrow on Handpiece connector with alignment notch on console receptacle
- Press until secure connection made between Handpiece and console
- Keep Handpiece Test Card from Handpiece packaging on sterile field


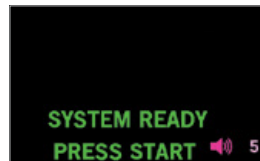


2 POWER UP

- Turn on "Power" switch on back of console
- Once "SYSTEM READY" message appears
- Press "START/STOP" button to activate Handpiece
- "LOCALIZATION MODE" appears



Power On/Off Switch




3 HANDPIECE TEST

- Before patient use, confirm system is in "LOCALIZATION MODE" and then place Handpiece on sterile Handpiece Test Card
- **Positive test** – audible clicking, distance measurement is visible
- **Negative test** – no sound, distance measurement not visible
Replace with new Handpiece

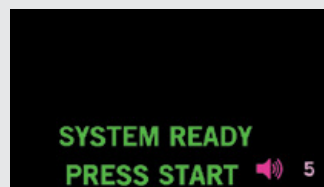


System is now ready to use

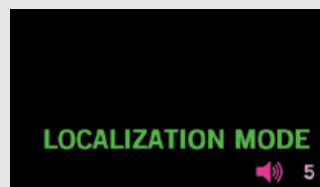
Console Display Messages




- Appears when console powered on
- ~30 seconds to "SYSTEM READY" mode



- Appears when system ready for use
- Mode for when Handpiece not in use




- Appears when "START/STOP" button pressed
- Handpiece active and ready to detect reflector
- Distance measurement appears once reflector is detected



- Appears if issue with Handpiece or Handpiece connection
- Confirm secure connection
- Power off/on
- If message persists, replace Handpiece

Two most common modes



- Appears if Handpiece is damaged or has expired
- Turn console off
- Replace Handpiece

Troubleshooting if Negative Test on Handpiece Test Card

1. Power on/off
2. Secure Connection
3. Press Start/Stop to activate Handpiece
4. Retest using the Handpiece test card
5. If the problem persists, replace with new Handpiece

Before using refer to Instructions for Use for indications, contraindications, warnings, precautions, and directions for use. CE Mark pending.



merit.com
ciannamedical.com

Merit Medical Systems, Inc.
1600 West Merit Parkway
South Jordan, Utah 84095
Main: +1.801.253.1600
Customer Service: +1.801.208.4300

Merit Medical Europe, Middle
East, & Africa (EMEA)
Amerikalaan 42, 6199 AE
Maastricht-Airport
The Netherlands
+31 43 358 82 22

Merit Medical Ireland Ltd.
Parkmore Business Park West
Galway, Ireland
+353 (0) 91 703 733